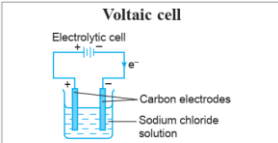
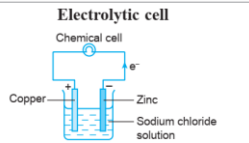


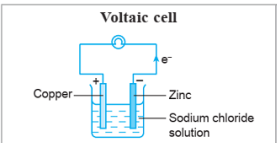
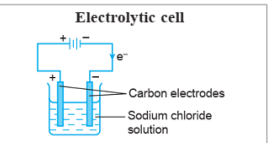






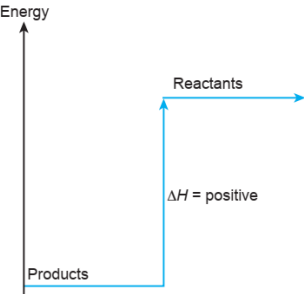
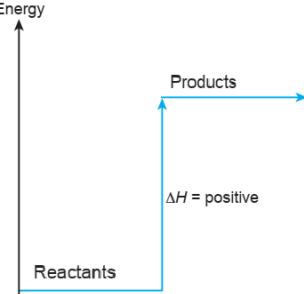


Errata

Page number	Section/ Part	Error	Correction																		
Page 32	Comparison between Electrolytic Cell and Voltaic Cell	<p style="text-align: center;">Differences</p> <table border="1" style="width: 100%; border-collapse: collapse;"> <tr> <td style="text-align: center; width: 33%;">  <p style="text-align: center;">Voltaic cell</p> </td> <td style="width: 33%;"></td> <td style="text-align: center; width: 33%;">  <p style="text-align: center;">Electrolytic cell</p> </td> </tr> <tr> <td style="text-align: center;">Same type of metal</td> <td style="text-align: center;">Type of electrodes</td> <td style="text-align: center;">Different type of metals</td> </tr> <tr> <td style="text-align: center;">Chemical reactions occur at the electrodes producing electric current Electrical energy → chemical energy</td> <td style="text-align: center;">Conversion of energy</td> <td style="text-align: center;">Electrical energy supplied reduces chemical reactions that occur at the electrodes Chemical energy → electrical energy</td> </tr> </table>	 <p style="text-align: center;">Voltaic cell</p>		 <p style="text-align: center;">Electrolytic cell</p>	Same type of metal	Type of electrodes	Different type of metals	Chemical reactions occur at the electrodes producing electric current Electrical energy → chemical energy	Conversion of energy	Electrical energy supplied reduces chemical reactions that occur at the electrodes Chemical energy → electrical energy	<p style="text-align: center;">Differences</p> <table border="1" style="width: 100%; border-collapse: collapse;"> <tr> <td style="text-align: center; width: 33%;">  <p style="text-align: center;">Voltaic cell</p> </td> <td style="width: 33%;"></td> <td style="text-align: center; width: 33%;">  <p style="text-align: center;">Electrolytic cell</p> </td> </tr> <tr> <td style="text-align: center;">Different type of metals</td> <td style="text-align: center;">Type of electrodes</td> <td style="text-align: center;">Same type of metal</td> </tr> <tr> <td style="text-align: center;">Chemical reactions occur at the electrodes producing electric current. Chemical energy → electrical energy</td> <td style="text-align: center;">Conversion of energy</td> <td style="text-align: center;">Electrical energy supplied produces chemical reactions that occur at the electrodes. Electrical energy → chemical energy</td> </tr> </table>	 <p style="text-align: center;">Voltaic cell</p>		 <p style="text-align: center;">Electrolytic cell</p>	Different type of metals	Type of electrodes	Same type of metal	Chemical reactions occur at the electrodes producing electric current. Chemical energy → electrical energy	Conversion of energy	Electrical energy supplied produces chemical reactions that occur at the electrodes. Electrical energy → chemical energy
 <p style="text-align: center;">Voltaic cell</p>		 <p style="text-align: center;">Electrolytic cell</p>																			
Same type of metal	Type of electrodes	Different type of metals																			
Chemical reactions occur at the electrodes producing electric current Electrical energy → chemical energy	Conversion of energy	Electrical energy supplied reduces chemical reactions that occur at the electrodes Chemical energy → electrical energy																			
 <p style="text-align: center;">Voltaic cell</p>		 <p style="text-align: center;">Electrolytic cell</p>																			
Different type of metals	Type of electrodes	Same type of metal																			
Chemical reactions occur at the electrodes producing electric current. Chemical energy → electrical energy	Conversion of energy	Electrical energy supplied produces chemical reactions that occur at the electrodes. Electrical energy → chemical energy																			
Page 52	Checkpoint	S4 S5 S6	Q4 Q5 Q6																		
Page 56	2 (Figure 2.7) 3	Akhiran Name it appropriately as meth-, eth-, prop-, but-, pent-, etc (Table 2.5)	Suffix Name it appropriately as meth-, eth-, prop-, but-, pent-, etc (Table 2.7)																		
Page 65	Table 2.15	5 th column: Solubility (g per 100 g of water) Bercampur dalam semua kadaran Bercampur dalam semua kadaran Bercampur dalam semua kadaran	5 th column: Solubility (g per 100 g of water) Miscible in all proportions Miscible in all proportions Miscible in all proportions																		
Page 70	Figure 2.15	Misplaced of 'Alkene' with 'Alkane'	Exchange label of 'Alkene' with 'Alkane' or vice versa																		
Page 97	Table 2.21	2 nd column: Molecular formula, C_nH_{2n-2} 4 5	2 nd column: Molecular formula, C_nH_{2n-2} C ₄ H ₆ C ₅ H ₈																		

Page 112	Results	<table border="1"> <thead> <tr> <th>Mixture</th> <th>Initial temperature (°C)</th> <th>Highest/ lowest temperature (°C)</th> <th>Heat is released or absorbed</th> <th>Type of reaction</th> </tr> </thead> <tbody> <tr> <td>Sodium hydroxide + water</td> <td>33</td> <td>39</td> <td>Heat is released</td> <td>Exothermic</td> </tr> <tr> <td>Anhydrous calcium chloride + water</td> <td>33</td> <td>41</td> <td>Heat is released</td> <td>Exothermic</td> </tr> <tr> <td>Ammonium chloride + water</td> <td>33</td> <td>29</td> <td>Heat is absorbed</td> <td>Exothermic</td> </tr> <tr> <td>Sodium thiosulphate + water</td> <td>33</td> <td>31</td> <td>Heat is absorbed</td> <td>Exothermic</td> </tr> </tbody> </table>	Mixture	Initial temperature (°C)	Highest/ lowest temperature (°C)	Heat is released or absorbed	Type of reaction	Sodium hydroxide + water	33	39	Heat is released	Exothermic	Anhydrous calcium chloride + water	33	41	Heat is released	Exothermic	Ammonium chloride + water	33	29	Heat is absorbed	Exothermic	Sodium thiosulphate + water	33	31	Heat is absorbed	Exothermic	<table border="1"> <thead> <tr> <th>Mixture</th> <th>Initial temperature (°C)</th> <th>Highest/ lowest temperature (°C)</th> <th>Heat is released or absorbed</th> <th>Type of reaction</th> </tr> </thead> <tbody> <tr> <td>Sodium hydroxide + water</td> <td>33</td> <td>39</td> <td>Heat is released</td> <td>Exothermic</td> </tr> <tr> <td>Anhydrous calcium chloride + water</td> <td>33</td> <td>41</td> <td>Heat is released</td> <td>Exothermic</td> </tr> <tr> <td>Ammonium chloride + water</td> <td>33</td> <td>29</td> <td>Heat is absorbed</td> <td>Endothermic</td> </tr> <tr> <td>Sodium thiosulphate + water</td> <td>33</td> <td>31</td> <td>Heat is absorbed</td> <td>Endothermic</td> </tr> </tbody> </table>	Mixture	Initial temperature (°C)	Highest/ lowest temperature (°C)	Heat is released or absorbed	Type of reaction	Sodium hydroxide + water	33	39	Heat is released	Exothermic	Anhydrous calcium chloride + water	33	41	Heat is released	Exothermic	Ammonium chloride + water	33	29	Heat is absorbed	Endothermic	Sodium thiosulphate + water	33	31	Heat is absorbed	Endothermic
Mixture	Initial temperature (°C)	Highest/ lowest temperature (°C)	Heat is released or absorbed	Type of reaction																																																	
Sodium hydroxide + water	33	39	Heat is released	Exothermic																																																	
Anhydrous calcium chloride + water	33	41	Heat is released	Exothermic																																																	
Ammonium chloride + water	33	29	Heat is absorbed	Exothermic																																																	
Sodium thiosulphate + water	33	31	Heat is absorbed	Exothermic																																																	
Mixture	Initial temperature (°C)	Highest/ lowest temperature (°C)	Heat is released or absorbed	Type of reaction																																																	
Sodium hydroxide + water	33	39	Heat is released	Exothermic																																																	
Anhydrous calcium chloride + water	33	41	Heat is released	Exothermic																																																	
Ammonium chloride + water	33	29	Heat is absorbed	Endothermic																																																	
Sodium thiosulphate + water	33	31	Heat is absorbed	Endothermic																																																	
Page 113	Figure 3.9	 <p style="text-align: center;"><i>Figure 3.9 Energy level diagram for endothermic reaction</i></p>	 <p style="text-align: center;"><i>Figure 3.9 Energy level diagram for endothermic reaction</i></p>																																																		
Page 140	Solution	$\begin{aligned} \text{Number of moles of HNO}_3 &= \frac{MV}{1000} \\ &= \frac{M \times 26}{1000} \\ &= 0.026 \text{ mol} \end{aligned}$	$\begin{aligned} \text{Number of moles of HNO}_3 &= \frac{MV}{1000} \\ &= \frac{M \times 26}{1000} \\ &= 0.026M \text{ mol} \end{aligned}$																																																		